

INDEX

1. ABOUT US

2. GROHE

3. ROCA

4. IDEA STANDARD

5. KORRA

6. SCANDI

7. ARISTON

8. MEDICLINICS

9. PESTAN

10. KALEKIM

11. SIKA

12. NEOPERL

13. ITALGRANITI

14. LAFARGE PLACO

15. RUBI

16. LEGRAND

**17. MARINE PLYWOOD &
YELLOW BEAM**

18. CITY PUMPS

19. MACHINE & SITE EQUIPMENT

20. MACHINE & SITE EQUIPMENT

21. CONCRETE MIXER

22. EQUIPMENTS

► Who We Are:

La Roche Equipment Nigeria Limited (La Roche) is West Africa's foremost distributor for the world's leading providers of sanitary fittings, building materials (finishing products) and construction equipment. Incorporated in Nigeria in 2004 and headquartered in Lagos state, La Roche is a subsidiary of the highly successful Societe La Roche Cotonou, Benin Republic, which began its operations in 1979 and expanded its operations to Nigeria.

► What We Do:

We excel in the provision of high quality sanitary wares, bathroom accessories, plumbing solutions, building finishing materials and construction equipment. Our products are sourced from reputable international manufacturers from: Spain, Italy, France, Germany, Brazil, China, Lebanon, Tunisia, Egypt, Turkey and Austria.

► Our Services:

At La Roche, we take our customer satisfaction very seriously, and since inception, our number one commitment has been to be a one-stop-shop for our clients' building needs. Over the years, we have kept that promise by continuously expanding and diversifying our array of products. Our services to our esteemed clients do not stop at the provision of products, we go the extra mile to freely educate our clients on the best ways to utilize and maximize those products.

► Our Location:

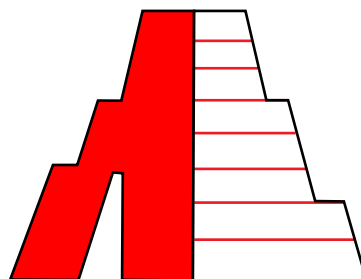
With a staff strength of over 60 employees, we are headquartered in Amuwo-Odofin, Lagos state (where our warehouse measuring 11,000 M² is situated). We have established our presence with showrooms in Victoria Island, Abuja and Kano and we intend to expand further to other strategic locations and states in the Federation in order to be able to serve our clients better.

Our activities have been supported by our bankers: Diamond Bank, Access Bank and Zenith Bank PLC and we expect the good relationship to continue in the future.

► Our Commitment to You:

We have over the years positioned ourselves as the go-to company for original products and this has won us the loyalty of our existing customers. We would appreciate an opportunity to partner and be of service to you. We look forward to being given this privilege.

Let's help you get it RIGHT the FIRST TIME.



Pure Freude
an Wasser



BEAUTY IN ITS
PUREST FORM
GROHE ESSENCE



Bring a breath of fresh air to your bathroom with the light, delicate lines of Essence. The collection offers all the options necessary to tailor your bathroom to your needs, from compact wall-mounted basins to elegant vessel models, with floorstanding or wallmounted options across WCs and bidets. grohe-mena.com

PART OF LIXIL



Simple as Nature

Together for Better

Shaping the future of modern living, together

for ever 100 years, Ideal Standard has been focused on one single mission, to make life better for our customers, We do this by bringing emotional meaning to functional perfection through considered design, always innovating to anticipate the demands and aspirations of modern living.

Staying true to our vision of shaping the future of modern living, we see ourselves as part of the universe of urban development, building architecture and bathroom design. In close collaboration with architects, designers, urban planners and research partners we develop solutions as part of architecture in its entirety.

We proudly bring our knowledge, skills and experience to create together, inspire each other and develop not just for today but for tomorrow.

Together we positively impact the future of modern living.



Tracing our past, forging our future

Atelier Collections are a collaboration with Palomba Serafini Associati and represent Ideal Standard's latest contribution to the culture of design.

Design led yet functional, the breadth of the new collections means each concept can originate endless solutions and creative options for any project.



An enduring statement

Combined with our ceramics and furniture, the design and finish of our brassware palette create strong visual statements, guaranteed to endure.



Ideal Standard

KORRA
SINCE 1998



KORRA Glorifies The Beauty of Life.

KORRA is global brand of Sanitary Ware, Supplying Shower Enclosure, Steam Room, Sauna Room, Simplet, Massage Bathtub, Shower Panel, Bathroom Cabinet. Products have been presented in over 95 countries & religion. Build beautiful bath & sanitary environment, enjoy elegant leisure fun.

 **LA ROCHE** SINCE 1979
LA ROCHE EQUIPMENT NIGERIA LTD.



Solutions for every kitchen —



Scandi
stainless steel sinks



ARISTON GROUP



**BEST QUALITY WATER HEATERS
EVEN IN EXTREME CONDITIONS.**

Bathroom Accessories



Since 1974, Med Clinics designs, manufactures and commercializes a wide range of public washroom equipment and accessories for the purpose of providing overall solutions based on products with an innovative design and high performance.

A continuous strive for quality in our products, continuous communication with clients and a persistent investment in I+D+i has enabled us to offer optimum solutions for equipping public washrooms: hand dryers, hair dryers, soap dispensers, mirrors, bins, etc.. and grab bars and accessories for a barrier-free washroom.

Med Clinics products are designed, manufactured and commercialized in compliance with ISO 9001, and also include the most rigorous product certifications such as: GS, EMC, EC, UL, among others.

The main product lines include: hand dryers, hair dryers, soap dispensers, toilet paper dispensers, and paper towel dispensers, grab bars and accessories for a barrier-free washroom, bins, waste containers, mirrors and washroom accessories.

PEŠTAN we build trust

1.200

EMPLOYEES

50.000

TONS OF MATERIAL
PROCESSED
ANNUALLY

8.500

DIFFERENT
PRODUCTS IN OUR
PRODUCTION
ASSORTMENT

80

AND MORE
COUNTRIES
WHERE WE
EXPORT OUR
PRODUCTS

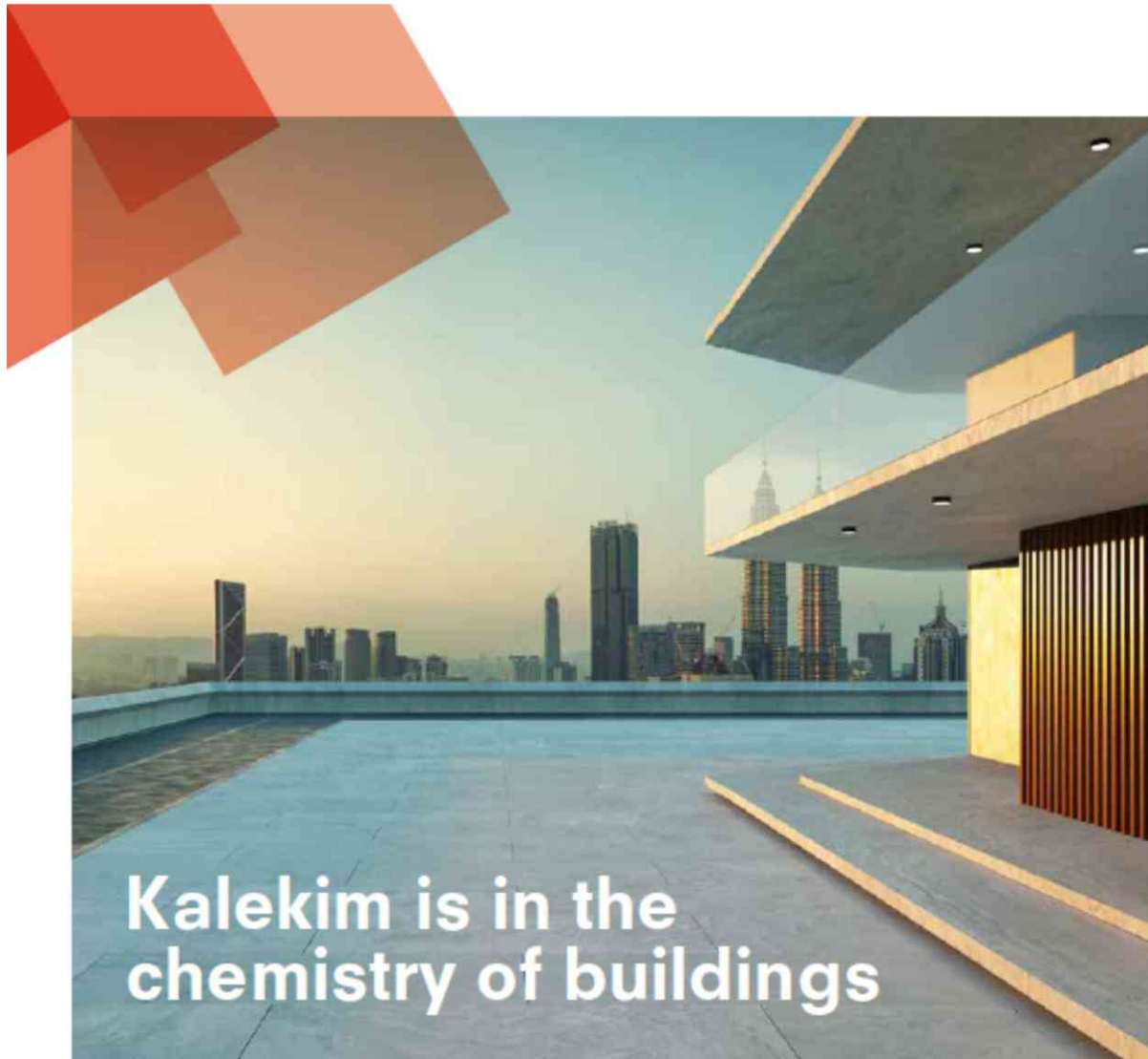


PIPING
SOLUTIONS



BATHROOM
SOLUTIONS

Grout & Adhesive Glue



From ceramic adhesives to waterproofing solutions, thermal insulation to paints, and industrial floor solutions to grouting materials. "The best is always" available at Kalekim.

LA ROCHE EQUIPMENT NIGERIA LIMITED
Plot 64 Amuwo Odofin Commercial Scheme Oshodi Apapa
Expressway, Lagos - Nigeria.
T +234 (0) 1 792 6262 / +234 (0) 1 775 1494
T +234 (0) 808 03 61616 / +234 (0) 805 23 22999
sales@larochenigeria.com / www.larocheafrique.com

Kalekim®
Always the best



Water Proofing & Concrete Repair

**A WORLDWIDE EXPERIENCE
IN MANAGING THE FUTURE**



- Admixtures for Mortar and Concrete
- Floor Treatments and Toppings
- Surface Treatments
- Structural Strengthening
- Protective Coatings and Impregnations
- Cementitious and Epoxy Repair

- Sealants and Elastic Bonding
- Grouts and Anchors
- Joints, Sealants and Adhesives
- Embedding, Grouts and Bonding
- Concrete Protection and Repair
- Waterproofing

BUILDING TRUST



NEOPERL®

flow, stop and go®



mateu
A NEOPERL Company

INNOVATIVE SOLUTIONS FOR DRINKING WATER

CONCRETE
CHROMATIC
EVOLUTION.



NUANCES

 **ITALGRANITI**
italgranitigroup.com
Exclusive Partner with La Roche

A full range of innovative and efficient plaster products and solutions.



- ▶ P.O.P
- ▶ Moulding Plaster
- ▶ Mortar Plaster
- ▶ Ceiling Tiles



AVAILABLE@LA ROCHE EQUIPMENT NIGERIA LIMITED




-  152 cm
-  51 mm
-  4 CV/HP



DS-250 N 1500

Ref. 52940

Motor assembly mounted on sliding bearings for maximum precision and reliability. Perfect finishes. Aluminium structure. Lighter cutter with maximum resistance.

-  108 cm
-  61/90 mm
-  1.5 CV (1.1 kW)
-  Plunge effect



DC-250 1200

Ref. 55941

Aluminium square, easy to regulate (0° to 60°). With adjustable rule (0 to 60°) with lateral stop. Head height adjustment allowing to adjust the cutting height.

-  140 cm
-  70/145 mm
-  4 CV/HP
-  Plunge effect



DX-250 PLUS 1400

Ref. 52910

Equipped with protective head for safety in the use of segmented blades. High performance plunge effect. Maximum cutting height. Perfect finishes.




-  132,5 cm
-  105/220 mm
-  4 CV/HP
-  Plunge effect



DX-350N 1300

Ref. 52919

Motor assembly mounted on sliding bearings for maximum precision and reliability. Perfect finishes. Aluminium structure. Maximum cutting height. Equipped with ZERO DUST system.



-  125 cm
-  6-20 mm
-  1000 KG



TX-1200 N

Ref. 17974

Double set of guides for greater visibility and flexion. Interchangeable scoring wheels for every material. Swivel square with central pivot for fast and accurate measurement.

-  62-92 cm
-  5-15 mm




SPEED-62 / 72 / 92

Ref. 13962 / 13972 / 13992

Aluminium base for greater. Double guide for better visibility. Mobile breaker for a greater speed and accuracy.



-  60 cm
-  12 mm



STAR-60 N

Ref. 12969 / 12968

Interchangeable scoring wheels. Mobile breaker, ideal for diagonal cuts. Chromed steel guides with anti-rust treatment.

-  42-52 cm
-  12 mm



POCKET-40 / 50

Ref. 12985/12980

With mobile breaker. Folding base and easy transportation. Aluminium structure compact and lightweight.

-  3-16 mm
-  1.5 mm
-  reusable caps

TILE LEVEL QUICK

Ref. 2941 - KIT

Ref. 2989 - NIPPERS

Ref. 2893 - STRIP (100u)

Ref. 2890 - CAP (100u)


For 30x30 cm formats and more. Always double gluing. Compatible with tiles with a thickness between 3 and 16 mm. It avoids the generation of eyebrows during the laying of ceramic tiles, both in pavements and in coatings.



CHOICE AND QUALITY FOR ALL PROJECTS



Marine Plywood & Yellow Beam



Shuttering Panel



Beam



Water Proofing



Fire Resistant



Normal Board

Gypsum Boards



Marine Plywood



Electric water pumps

ABOUT US

SURFACE PUMPS

SUBMERSIBLE PUMPS

SUBMERSIBLE DRAINAGE PUMPS



Machines & Site Equipment



Roller: Honda Double Drum



Bar Bender



Bar Cutter



Water Pump



Pressure Cleaner

Machines & Site Equipment



Concrete Cutter



Plate Compactor



Tamping Rammer



Electrical Winch with Chassis



Air Compressor



Welding Machine



Concrete Vibrator



Truck Palet



Concrete Trowelling Machine
(Helicopter)

Concrete Mixer



Manuel Load Mixer



Auto Load Mixer With Winch



Auto Load Mixer Without Winch

Equipments




Compactors



FM Electric Hoist
Electric Construction Hoist
 300500-kg (Single Phase)
 500 kg (Three Phase)
 1000 (Three Phase)



Floor Saw



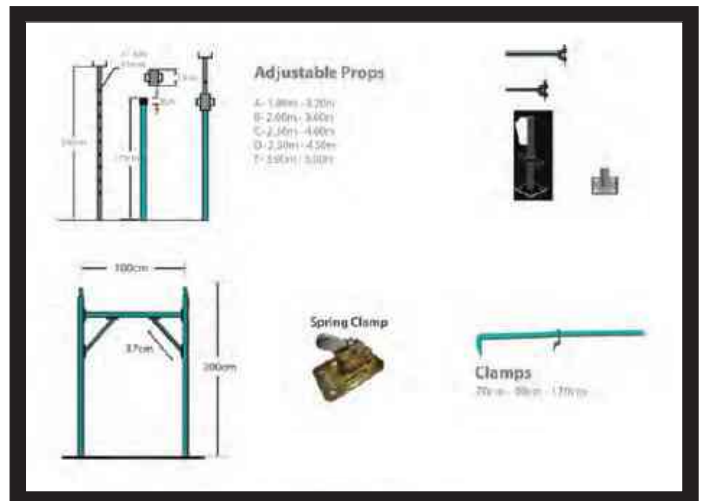
Trestle For Hoist



Barrel & Bucket For Hoist



Power Trowel



Scaffold, Props and Clamps



Vibrators



Head Office
Plot 64A, Amuwo Odofin Commercial Scheme,
Oshodi-Apapa Express Way, Lagos-Nigeria.
P.O. Box 3344 Apapa, Lagos.
Telephone: 09096555013, 08100991165
E-mail: info@larochenigeria.com,
customerservice@larochenigeria.com

Victoria Island Office
Plot 1224 Bishop Oluwale Street,
Victoria Island, Lagos.
Showroom Number: +234 (0) 1-4543556



www.larochenigeria.com